



Micro Commercial Components



Micro Commercial Components
 20736 Marilla Street Chatsworth
 CA 91311
 Phone: (818) 701-4933
 Fax: (818) 701-4939

**5KP5.0(C)
 THRU
 5KP110(C)A**

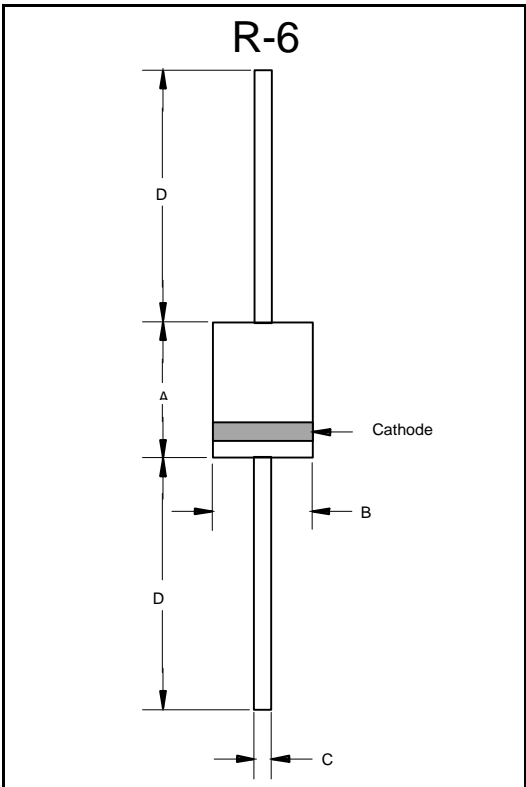
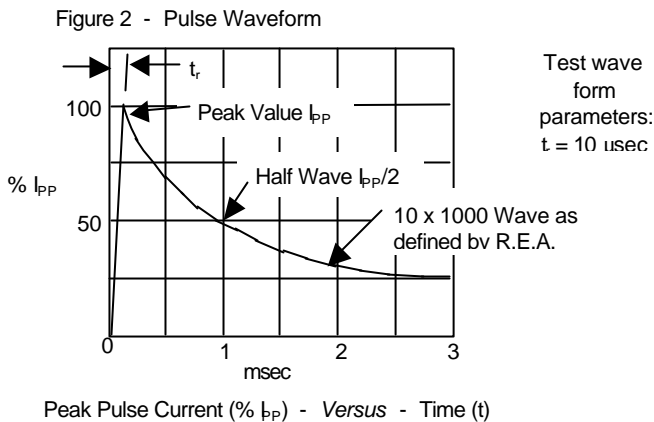
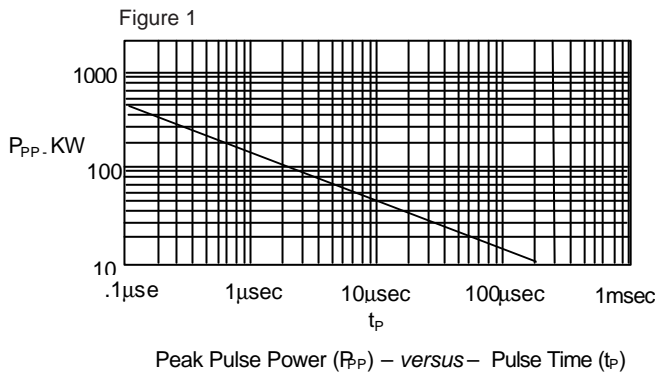
**5000 Watt
 Transient Voltage
 Suppressors
 5.0 to 110 Volts**

Features

- Unidirectional And Bidirectional
- UL Recognized File # E331408
- High Temp Soldering: 260°C for 10 Seconds At Terminals
- For Bidirectional Devices Add "C" To The Suffix Of The Part Number: i.e. 5KP6.5C or 5KP6.5CA for 5% Tolerance Devices
- Epoxy meets UL 94 V-0 flammability rating
- Moisture Sensitivity Level 1
- Marking : Cathode band and type number
- Lead Free Finish/RoHS Compliant(Note 1) ("P" Suffix designates RoHS Compliant. See ordering information)

Maximum Ratings

- Operating Temperature: -55°C to +150°C
- Storage Temperature: -55°C to +150°C
- 5000 Watt Peak Power
- Response Time 1×10^{-12} Seconds For Unidirectional and 5×10^{-9} For Bidirectional



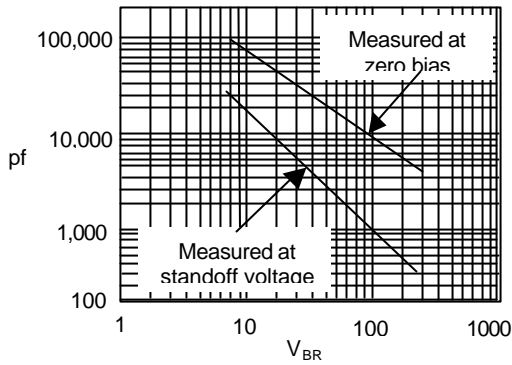
DIM	INCHES		MM		NOTE
	MIN	MAX	MIN	MAX	
A	.340	.360	8.60	9.10	
B	.340	.360	8.60	9.10	
C	.048	.052	1.20	1.30	
D	1.000	---	25.40	---	

Notes:1.High Temperature Solder Exemption Applied, see EU Directive Annex 7.

5KP5.0(C) thru 5KP110(C)A

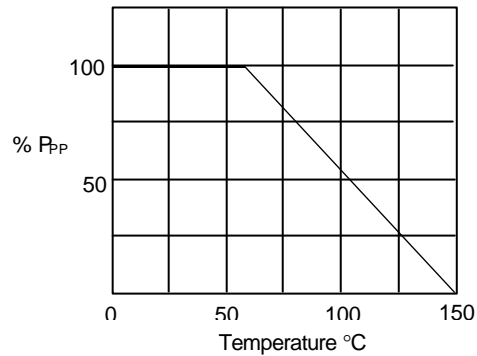


Figure 3 - Typical Capacitance



Typical Capacitance (pf) – versus – Breakdown voltage

Figure 4 - Derating Curve



Peak Pulse Power (% P_{pp}) - Versus - Temperature °C

ELECTRICAL CHARACTERISTICS @25°C

MCC PART NUMBER		REVERSE STAND-OFF VOLTAGE V_{WM} (VOLTS)	BREAKDOWN VOLTAGE $V_{(BR)}$ @ I_T (VOLTS)			MAXIMUM CLAMPING VOLTAGE @ I_{PP} (VOLTS)	PEAK PULSE CURRENT I_{PP} (AMPS)	MAXIMUM REVERSE LEAKAGE @ V_{WM} I_D (μ A)	MAXIMUM VOLTAGE TEMPERATURE VARIATION OF V_{BR} mV / °C
UNI-POLAR	BI-POLAR		MIN	MAX	I_T (mA)				
5KP5.0	5KP5.0C	5.0	6.40	7.30	50	9.6	520	2000	4.0
5KP5.0A	5KP5.0CA	5.0	6.40	7.00	50	9.2	543	2000	4.0
5KP6.0	5KP6.0C	6.0	6.67	8.15	50	11.4	439	5000	4.0
5KP6.0A	5KP6.0CA	6.0	6.67	7.37	50	10.3	485	5000	4.0
5KP6.5	5KP6.5C	6.5	7.22	8.82	50	12.3	407	2000	4.0
5KP6.5A	5KP6.5CA	6.5	7.22	7.98	50	11.2	447	2000	4.0
5KP7.0	5KP7.0C	7.0	7.78	9.51	50	13.3	378	1000	5.0
5KP7.0A	5KP7.0CA	7.0	7.78	8.60	50	12.0	417	1000	5.0
5KP7.5	5KP7.5C	7.5	8.33	10.2	5	14.3	350	250	6.0
5KP7.5A	5KP7.5CA	7.5	8.33	9.21	5	12.9	388	250	6.0
5KP8.0	5KP8.0C	8.0	8.89	10.9	5	15.0	333	150	6.0
5KP8.0A	5KP8.0CA	8.0	8.89	9.83	5	13.6	367	150	6.0
5KP8.5	5KP8.5C	8.5	9.44	11.5	5	15.9	314	50	7.0
5KP8.5A	5KP8.5CA	8.5	9.44	10.4	5	14.4	347	50	7.0
5KP9.0	5KP9.0C	9.0	10.0	12.2	5	16.9	295	20	8.0
5KP9.0A	5KP9.0CA	9.0	10.0	11.1	5	15.4	325	20	8.0
5KP10	5KP10C	10	11.1	13.6	5	18.8	266	15	9.0
5KP10A	5KP10CA	10	11.1	12.3	5	17.0	294	15	9.0
5KP11	5KP11C	11	12.2	14.9	5	20.1	249	10	10
5KP11A	5KP11CA	11	12.2	13.5	5	18.2	274	10	10
5KP12	5KP12C	12	13.3	16.3	5	22.0	227	10	11
5KP12A	5KP12CA	12	13.3	14.7	5	19.9	251	10	11
5KP13	5KP13C	13	14.4	17.6	5	23.8	210	10	12
5KP13A	5KP13CA	13	14.4	15.9	5	21.5	232	10	12
5KP14	5KP14C	14	15.6	19.1	5	25.8	194	10	13
5KP14A	5KP14CA	14	15.6	17.2	5	23.2	215	10	13
5KP15	5KP15C	15	16.7	20.4	5	26.9	188	10	15
5KP15A	5KP15CA	15	16.7	18.5	5	24.4	206	10	15
5KP16	5KP16C	16	17.8	21.8	5	28.8	176	10	18
5KP16A	5KP16CA	16	17.8	19.7	5	26.0	192	10	16
5KP17	5KP17C	17	18.9	23.1	5	30.5	164	10	19
5KP17A	5KP17CA	17	18.9	20.9	5	27.6	181	10	18
5KP18	5KP18C	18	20.0	24.4	5	32.2	155	10	20
5KP18A	5KP18CA	18	20.0	22.1	5	29.2	172	10	19
5KP20	5KP20C	20	22.2	27.1	5	35.8	139	10	24
5KP20A	5KP20CA	20	22.2	24.5	5	32.4	154	10	22
5KP22	5KP22C	22	24.4	29.8	5	39.4	127	10	27
5KP22A	5KP22CA	22	24.4	26.9	5	35.5	141	10	24

5KP5.0(C) thru 5KP110(C)A

ELECTRICAL CHARACTERISTICS @25°C

MCC PART NUMBER		REVERSE STAND-OFF VOLTAGE V_{WM} (VOLTS)	BREAKDOWN VOLTAGE $V_{(BR)}$ @ I_T (VOLTS)			MAXIMUM CLAMPING VOLTAGE @ I_{PP} (VOLTS)	PEAK PULSE CURRENT I_{PP} (AMPS)	MAXIMUM REVERSE LEAKAGE @ V_{WM} I_D (μ A)	MAXIMUM VOLTAGE TEMPERATURE VARIATION OF V_{BR} mV / °C
UNI-POLAR	BI-POLAR		MIN	MAX	I_T (mA)				
5KP24	5KP24C	24	26.7	32.6	5	43.0	116	10	30
5KP24A	5KP24CA	24	26.7	29.5	5	38.9	128	10	27
5KP26	5KP26C	26	28.9	35.3	5	46.6	107	10	33
5KP26A	5KP26CA	26	28.9	31.9	5	42.1	119	10	29
5KP28	5KP28C	28	31.1	38.0	5	50.0	99	10	34
5KP28A	5KP28CA	28	31.1	34.4	5	45.4	110	10	30
5KP30	5KP30C	30	33.3	40.7	5	53.5	93	10	38
5KP30A	5KP30CA	30	33.3	36.8	5	48.4	103	10	35
5KP33	5KP33C	33	36.7	44.9	5	59.0	85	10	41
5KP33A	5KP33CA	33	36.7	40.6	5	53.3	94	10	38
5KP36	5KP36C	36	40.0	48.9	5	64.3	78	10	45
5KP36A	5KP36CA	36	40.0	44.2	5	58.1	86	10	40
5KP40	5KP40C	40	44.4	54.3	5	71.4	70	10	50
5KP40A	5KP40CA	40	44.4	49.1	5	64.5	78	10	45
5KP43	5KP43C	43	47.8	58.4	5	76.7	65	10	54
5KP43A	5KP43CA	43	47.8	52.8	5	69.4	72	10	49
5KP45	5KP45C	45	50.0	61.1	5	80.3	62	10	57
5KP45A	5KP45CA	45	50.0	55.3	5	72.7	69	10	51
5KP48	5KP48C	48	53.3	65.1	5	85.5	58	10	62
5KP48A	5KP48CA	48	53.3	58.9	5	77.4	65	10	55
5KP 51	5KP 51C	51	56.7	69.3	5	91.1	55	10	65
5KP51A	5KP51CA	51	56.7	62.7	5	82.4	61	10	60
5KP54	5KP54C	54	60.0	73.3	5	96.3	52	10	70
5KP54A	5KP54CA	54	60.0	66.3	5	87.1	57	10	64
5KP58	5KP58C	58	64.4	78.7	5	103	49	10	77
5KP58A	5KP58CA	58	64.4	71.2	5	93.6	53	10	69
5KP60	5KP60C	60	66.7	81.5	5	107	47	10	79
5KP60A	5KP60CA	60	66.7	73.7	5	96.8	52	10	70
5KP64	5KP64C	64	71.1	86.9	5	114	44	10	85
5KP64A	5KP64CA	64	71.1	78.6	5	103	49	10	75
5KP70	5KP70C	70	77.8	95.1	5	125	40	10	93
5KP70A	5KP70CA	70	77.8	86.0	5	113	44	10	84
5KP75	5KP75C	75	83.3	102	5	134	37	10	100
5KP75A	5KP75CA	75	83.3	92.1	5	121	41	10	90
5KP78	5KP78C	78	86.7	106	5	139	36	10	104
5KP78A	5KP78CA	78	86.7	95.8	5	126	40	10	94
5KP85	5KP85C	85	94.4	115	5	151	33	10	113
5KP85A	5KP85CA	85	94.4	104	5	137	36	10	102
5KP90	5KP90C	90	100	122	5	160	31	10	120
5KP90A	5KP90CA	90	100	111	5	146	34	10	109
5KP100	5KP100C	100	111	136	5	179	28	10	134
5KP100A	5KP100CA	100	111	123	5	162	31	10	122
5KP110	5KP110C	110	122	149	5	196	26	10	147
5KP110A	5KP110CA	110	122	135	5	177	28	10	132



TM

Micro Commercial Components

Ordering Information :

Device	Packing
Part Number-TP	Tape&Reel: 500pcs/Reel
Part Number-AP	Ammo Packing: 450pcs/Ammo Box
Part Number-BP	Bulk: 4.8Kpcs/Carton

IMPORTANT NOTICE

Micro Commercial Components Corp. reserves the right to make changes without further notice to any product herein to make corrections, modifications , enhancements , improvements , or other changes . **Micro Commercial Components Corp .** does not assume any liability arising out of the application or use of any product described herein; neither does it convey any license under its patent rights ,nor the rights of others . The user of products in such applications shall assume all risks of such use and will agree to hold **Micro Commercial Components Corp .** and all the companies whose products are represented on our website, harmless against all damages.

LIFE SUPPORT

MCC's products are not authorized for use as critical components in life support devices or systems without the express written approval of Micro Commercial Components Corporation.

CUSTOMER AWARENESS

Counterfeiting of semiconductor parts is a growing problem in the industry. Micro Commercial Components (MCC) is taking strong measures to protect ourselves and our customers from the proliferation of counterfeit parts. MCC strongly encourages customers to purchase MCC parts either directly from MCC or from Authorized MCC Distributors who are listed by country on our web page cited below. Products customers buy either from MCC directly or from Authorized MCC Distributors are genuine parts, have full traceability, meet MCC's quality standards for handling and storage. **MCC will not provide any warranty coverage or other assistance for parts bought from Unauthorized Sources.** MCC is committed to combat this global problem and encourage our customers to do their part in stopping this practice by buying direct or from authorized distributors.

www.mccsemi.com